



Visit us online:
www.pumpsupplies.co.uk

Flygt 3085

Electric Submersible Pump

- Cast Iron submersible pump available with a variety of impeller options including Adaptive N, channel, vortex, chopper, or grinder.
- Available in guide rail, free standing or dry well configurations
- Highly efficient pump performance

T: 01452 726999
F: 01452 721746
E: sales@pumpsupplies.co.uk

www.pumpsupplies.co.uk





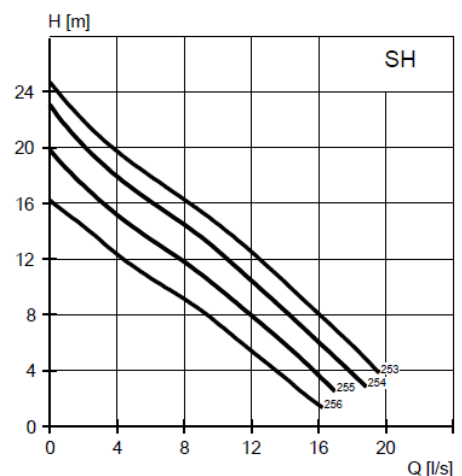
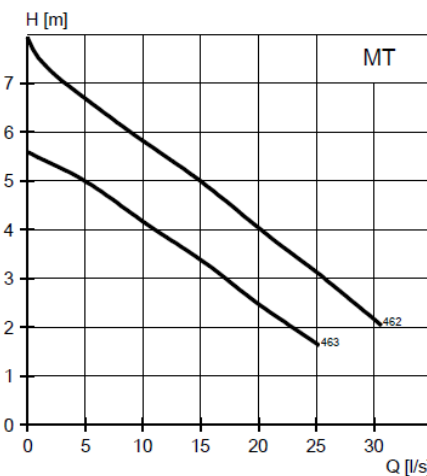
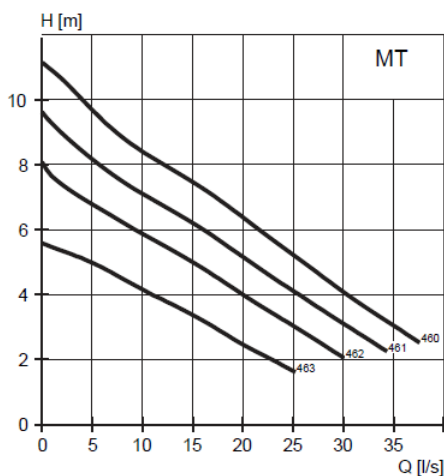
Require any pipework, accessories or pump control equipment? Please contact us for more information

N 3085 Adaptive (Self Cleaning Impeller):



Product:	N 3085 MT 3 ph6	N 3085 MT 1 ph7	N 3085 SH 3 ph8
Impeller Type:	Adaptive	Adaptive	Adaptive
Installation Types:	P, S, T & Z	P, S, T & Z	P, S, T & Z
kW:	1 kW - 2kW	1.5 kW	2.4 kW
Discharge:	80 mm	80 mm	80 mm
Weight (Approx.):	74 kg	74 kg	69 kg
Voltage/Phase:	400/3	230/1	400/3
Rated Current (A)	3.2-5.2	9.4	4.7
Height (Approx.):	530 mm	530 mm	500 mm
Width (Approx.):	590 mm	590 mm	580 mm

Part	Material	Material	Material
Major Castings:	Cast Iron	Cast Iron	Cast Iron
Impeller:	Cast Iron	Cast Iron	Cast Iron
Pump Housing:	Cast Iron	Cast Iron	Cast Iron
Volute:	Cast Iron	Cast Iron	Cast Iron
Shaft:	Stainless Steel	Stainless Steel	Stainless Steel



APPLICATIONS

Wastewater Pumping | Cooling Water | Process Water | Sludge Handling
Industrial Effluent | Storm Water | Raw Water | Pumping Stations

sales@pumpsupplies.co.uk

01452 726999

www.pumpsupplies.co.uk



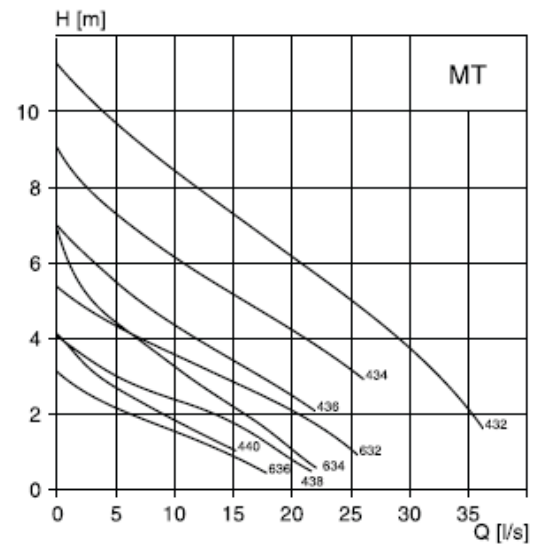
Require any pipework, accessories or pump control equipment? Please contact us for more information

C 3085 (Channel Impeller):



Product:	C 3085 3 ph	C 3085 1 ph
Impeller Type:	Channel	Channel
Installation Types:	P, S, T & Z	P, S, T & Z
kW:	0.9 kW - 2 kW	0.95 kW - 1.5 kW
Discharge:	80 mm	80 mm
Weight (Approx.):	71 kg	71 kg
Voltage/Phase:	400/3	230/1
Rated Current (A)	2.9 - 4.8	7.2 - 9.4
Height (Approx.):	515 mm	515 mm
Width (Approx.):	590 mm	590 mm

Part	Material	Material
Major Castings:	Cast Iron	Cast Iron
Impeller:	Cast Iron	Cast Iron
Pump Housing:	Cast Iron	Cast Iron
Volute:	Cast Iron	Cast Iron
Shaft:	Stainless Steel	Stainless Steel

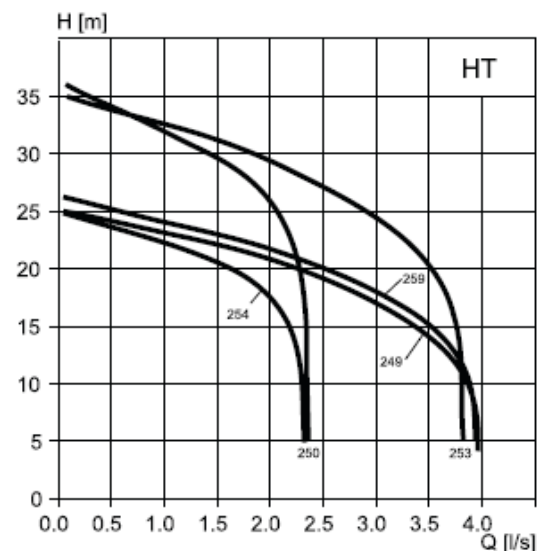


M 3085 (Grinder Impeller):



Product:	M 3085 HT 3ph	M 3085 HT 1ph
Impeller Type:	Grinder	Grinder
Installation Types:	F, H, P	F, H, P
kW:	1.8-2.4 kW	1.9 kW
Discharge:	50 mm	50 mm
Weight (Approx.):	53 kg	53 kg
Voltage/Phase:	400/3	230/1
Rated Current (A)	3.6-4.8	12
Height (Approx.):	450 mm	450 mm
Width (Approx.):	460 mm	460 mm

Part	Material	Material
Major Castings:	Cast Iron	Cast Iron
Impeller:	Cast Iron	Cast Iron
Pump Housing:	Cast Iron	Cast Iron
Volute:	Cast Iron	Cast Iron
Shaft:	Stainless Steel	Stainless Steel



APPLICATIONS

Wastewater Pumping | Cooling Water | Process Water | Sludge Handling
Industrial Effluent | Storm Water | Raw Water | Pumping Stations

sales@pumpsupplies.co.uk

01452 726999

www.pumpsupplies.co.uk



Require any pipework, accessories or pump control equipment? Please contact us for more information

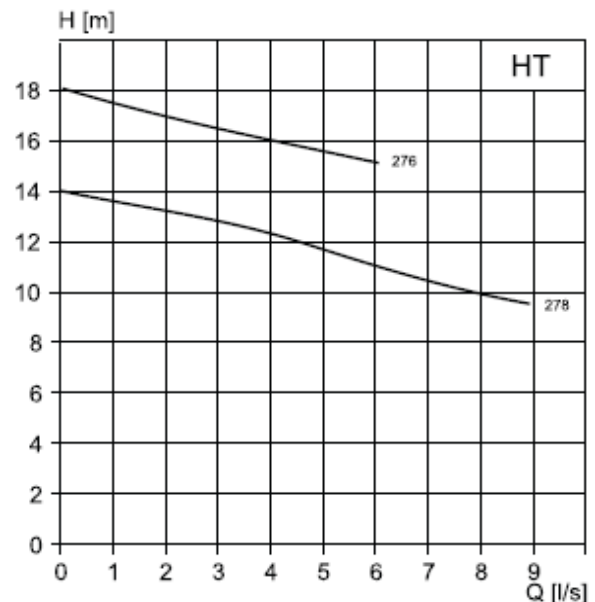
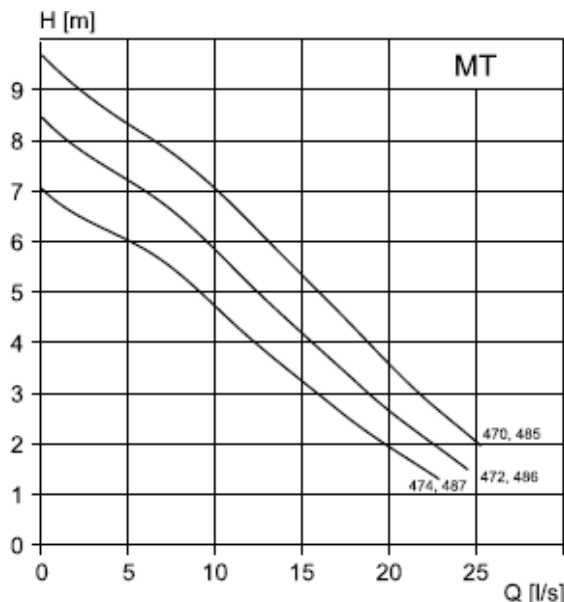
D 3085 (Vortex Impeller):



Product:	D 3085 MT 3ph	D 3085 MT 1ph	D 3085 HT 3ph
Impeller Type:	Vortex	Vortex	Vortex
Installation Types:	P, S	P, S	P, S
kW:	2kW	1.5kW	2.4kW
Discharge:	80mm	80mm	80mm
Weight (Approx.):	72kg	72kg	56kg
Voltage/Phase:	400/3	230/1	400/3
Rated Current (A)	4.8	9.4	4.8
Height (Approx.):	515mm	515mm	495mm
Width (Approx.):	590mm	590mm	575mm



Part	Material	Material	Material
Major Castings:	Cast Iron	Cast Iron	Cast Iron
Impeller:	Cast Iron	Cast Iron	Cast Iron
Pump Housing:	Cast Iron	Cast Iron	Cast Iron
Volute:	Cast Iron	Cast Iron	Cast Iron
Shaft:	Stainless Steel	Stainless Steel	Stainless Steel



APPLICATIONS

Wastewater Pumping | Cooling Water | Process Water | Sludge Handling
Industrial Effluent | Storm Water | Raw Water | Pumping Stations

sales@pumpsupplies.co.uk

01452 726999

www.pumpsupplies.co.uk

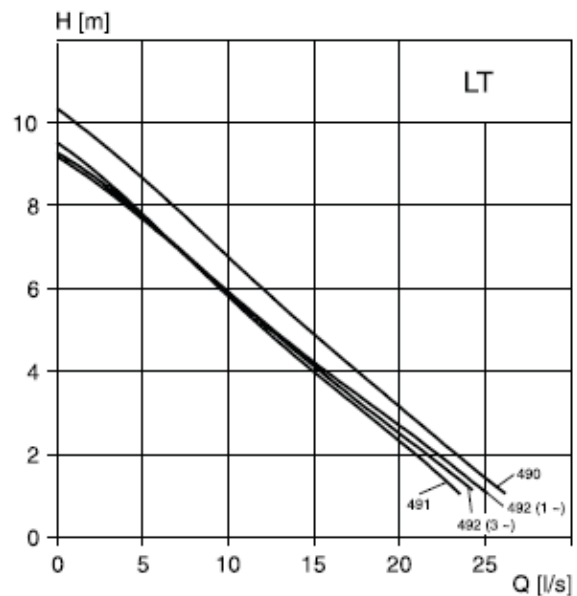
F 3085 (Chopper Impeller):



Product:	F 3085 LT 3ph	F 3085 LT 1ph
Impeller Type:	Chopper	Chopper
Installation Types:	P, S	P, S
kW:	2kW	1.5kW
Discharge:	100mm	100mm
Weight (Approx.):	85kg	85kg
Voltage/Phase:	400/3	230/1
Rated Current (A)	4.8	9.4
Height (Approx.):	545mm	545mm
Width (Approx.):	643mm	643mm



Part	Materials	Materials
Major Castings:	Cast Iron	Cast Iron
Impeller:	Cast Iron	Cast Iron
Pump Housing:	Cast Iron	Cast Iron
Volute:	Cast Iron	Cast Iron
Shaft:	Stainless Steel	Stainless Steel



APPLICATIONS

Wastewater Pumping | Cooling Water | Process Water | Sludge Handling
Industrial Effluent | Storm Water | Raw Water | Pumping Stations

Founded in 1982, Pump Supplies is a leading supplier of Electric submersible pumps into the UK and Irish market. Operating out of 5 strategically located depots our business specialises in all aspects of submersible pumps, from hire & sales to servicing and pump station installations.



HEAD OFFICE:

Llewellyn's Quay
The Docks
Port Talbot
SA13 1RF

Tel: 01639 895815

CENTRAL DISTRIBUTION WAREHOUSE:

Unit 1, The Old Airfield
Moreton Valence
Gloucester
GL2 7NG

Tel: 01452 726999