



Visit us online:  
[www.pumpsupplies.co.uk](http://www.pumpsupplies.co.uk)

## Flygt 3202

### Electric Submersible Pump

- Cast Iron submersible pump available with either a N self-cleaning impeller, F chopper or Hard Iron variant.
- Available in guide rail, free standing or dry well configurations
- Highly efficient pump performance
- Hard Iron option available

**T: 01452 726999**  
**F: 01452 721746**  
**E: [sales@pumpsupplies.co.uk](mailto:sales@pumpsupplies.co.uk)**

**[www.pumpsupplies.co.uk](http://www.pumpsupplies.co.uk)**





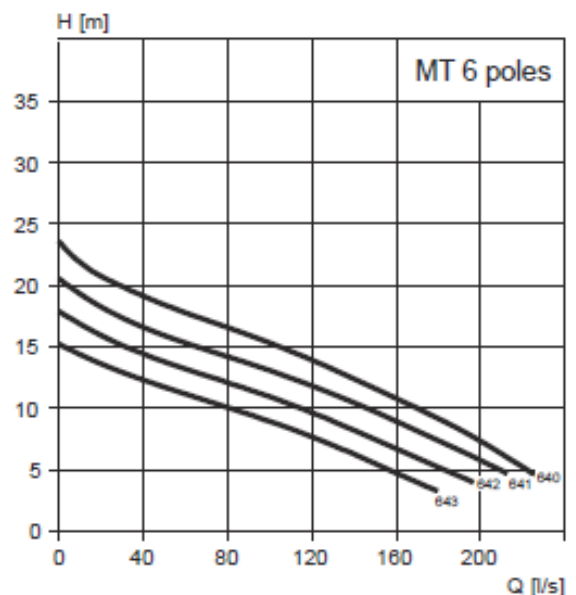
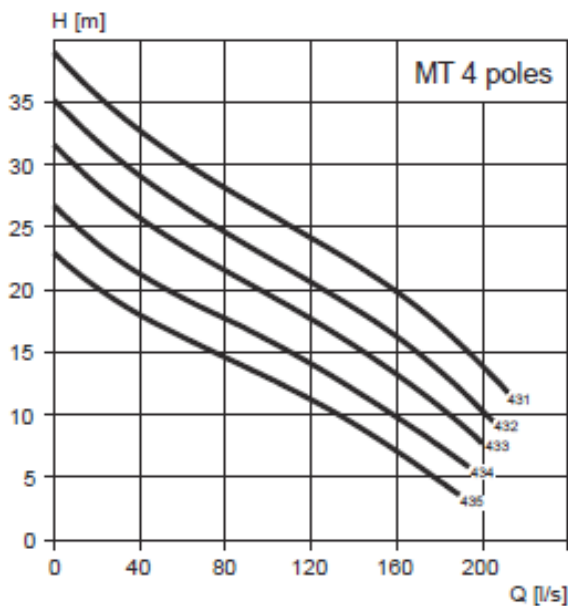
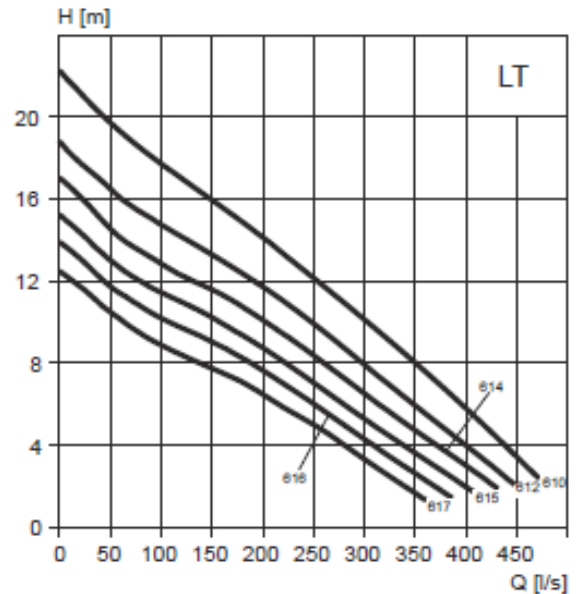
Require any pipework, accessories or pump control equipment? Please contact us for more information

## N 3202 LT & MT (Self Cleaning Impeller):



Product:	N 3202 LT	N 3202 MT
Impeller Type:	Self Cleaning	Self Cleaning
Installation Types:	P, S, T, Z	P, S, T, Z
kW:	22-37kW	22-45kW
Discharge:	200/300mm	200mm
Weight (Approx.):	740kg	530kg
Voltage/Phase:	400/3	400/3
Rated Current (A)	43.0-71.0	43.0-79.0
Height (Approx.):	1327mm	1219mm
Width (Approx.):	1270mm	1062mm

Part	Material	Material
Major Castings:	Cast Iron	Cast Iron
Impeller:	Cast Iron	Cast Iron
Pump Housing:	Cast Iron	Cast Iron
Volute:	Cast Iron	Cast Iron
Shaft:	Stainless Steel	Stainless Steel



### APPLICATIONS

Wastewater Pumping | Cooling Water | Process Water | Sludge Handling  
Industrial Effluent | Storm Water | Raw Water | Pumping Stations

sales@pumpsupplies.co.uk

01452 726999

www.pumpsupplies.co.uk



Require any pipework, accessories or pump control equipment? Please contact us for more information

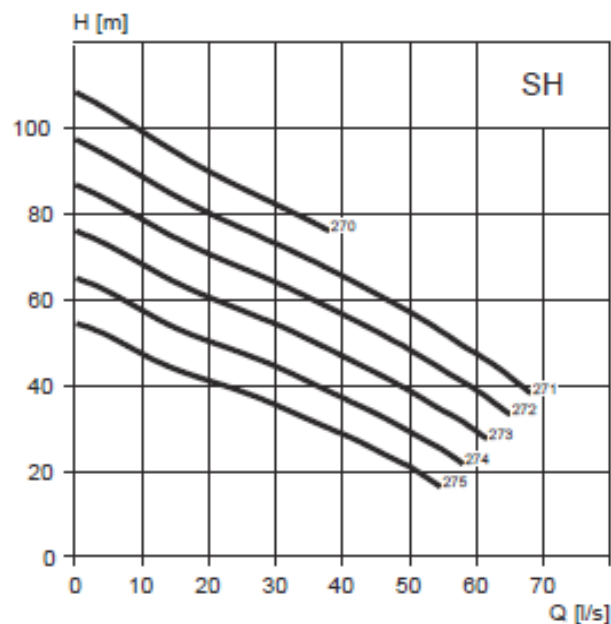
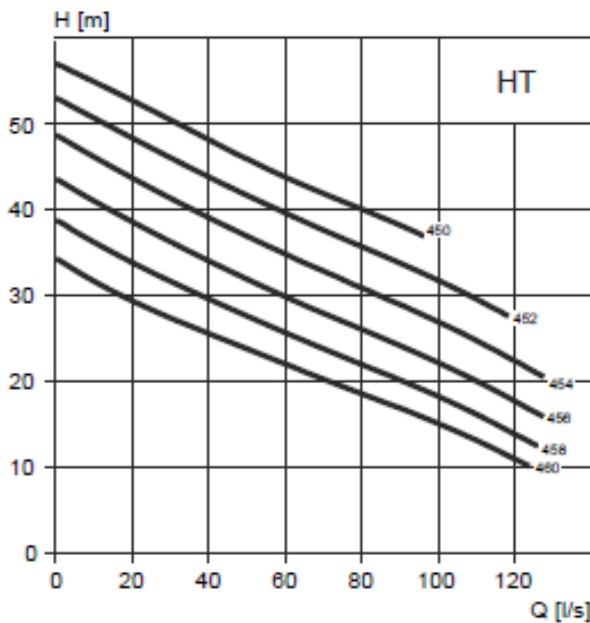
## N 3202 HT & SH (Self Cleaning Impeller):



Product:	N 3202 HT	N 3202 SH
Impeller Type:	Self Cleaning	Self Cleaning
Installation Types:	P, S, T, Z	P, S, T, Z
kW:	30-45kW	47kW
Discharge:	150mm	100mm
Weight (Approx.):	510kg	790kg
Voltage/Phase:	400/3	400/3
Rated Current (A)	54.0-79.0	79
Height (Approx.):	1210mm	1284mm
Width (Approx.):	985mm	985mm



Part	Material	Material
Major Castings:	Cast Iron	Cast Iron
Impeller:	Cast Iron	Cast Iron
Pump Housing:	Cast Iron	Cast Iron
Volute:	Cast Iron	Cast Iron
Shaft:	Stainless Steel	Stainless Steel



### APPLICATIONS

Wastewater Pumping | Cooling Water | Process Water | Sludge Handling  
Industrial Effluent | Storm Water | Raw Water | Pumping Stations

sales@pumpsupplies.co.uk

01452 726999

www.pumpsupplies.co.uk



Require any pipework, accessories or pump control equipment? Please contact us for more information

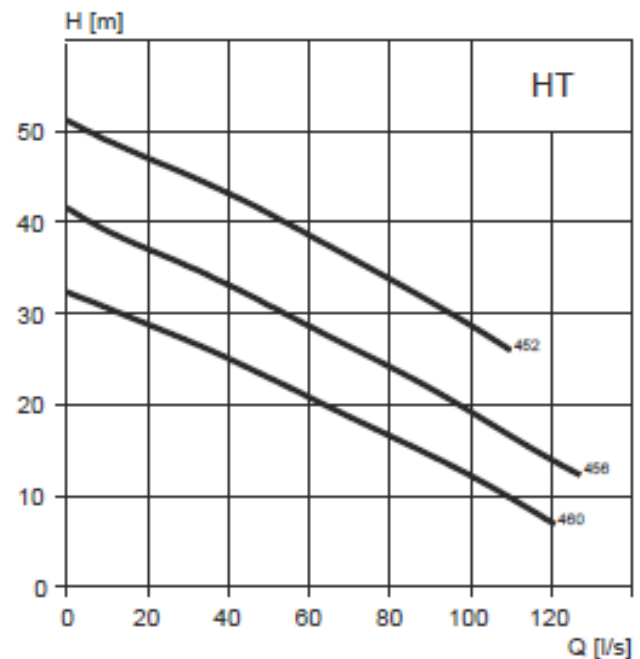
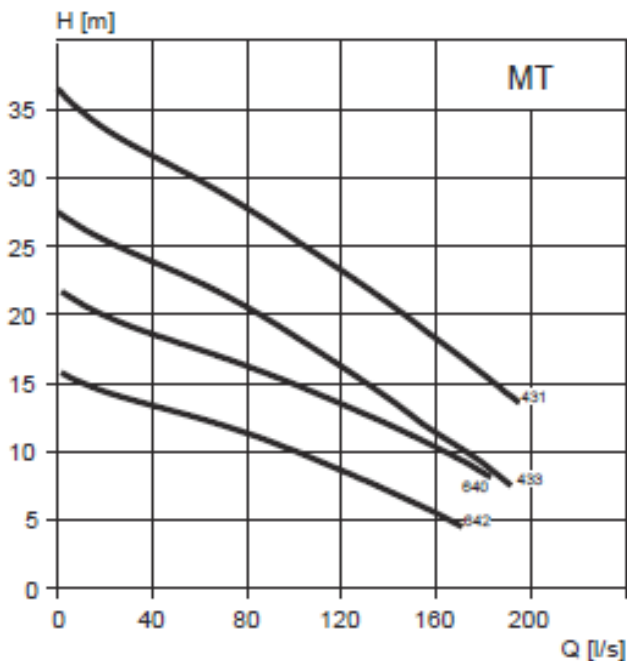
## F 3202 MT & HT (Chopper Impeller):



Product:	F 3202 MT	F 3202 HT
Impeller Type:	Chopper	Chopper
Installation Types:	P, S, T, Z	P, S, T, Z
kW:	22-45kW	30-45kW
Discharge:	200mm	150mm
Weight (Approx.):	530kg	520kg
Voltage/Phase:	400/3	400/3
Rated Current (A)	43.0-79.0	54.0-79.0
Height (Approx.):	1219mm	1210mm
Width (Approx.):	1062mm	985mm



Part	Materials	Materials
Major Castings:	Cast Iron	Cast Iron
Impeller:	Cast Iron	Cast Iron
Pump Housing:	Cast Iron	Cast Iron
Volute:	Cast Iron	Cast Iron
Shaft:	Stainless Steel	Stainless Steel



### APPLICATIONS

Wastewater Pumping | Cooling Water | Process Water | Sludge Handling  
Industrial Effluent | Storm Water | Raw Water | Pumping Stations

sales@pumpsupplies.co.uk

01452 726999

www.pumpsupplies.co.uk



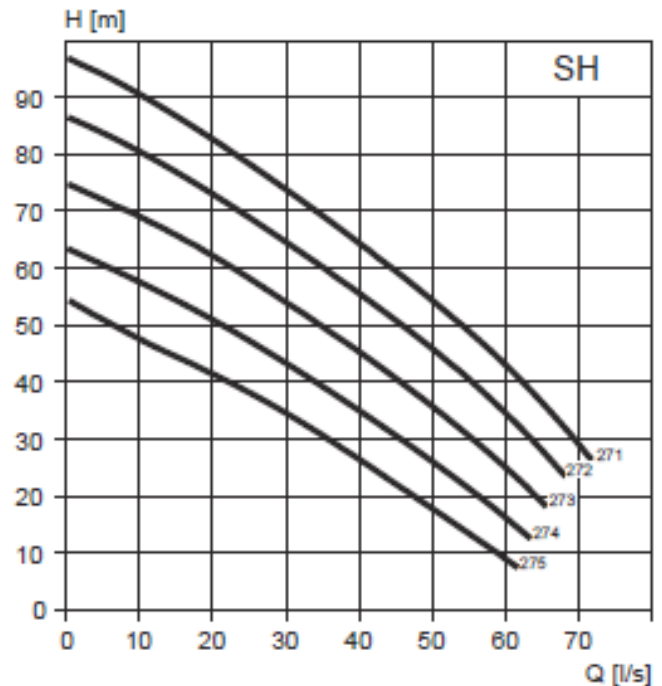
Require any pipework, accessories or pump control equipment? Please contact us for more information

## F 3202 SH (Chopper Impeller):



<b>Product:</b>	F 3202 SH
<b>Impeller Type:</b>	Chopper
<b>Installation Types:</b>	P, S, T, Z
<b>kW:</b>	47kW
<b>Discharge:</b>	100mm
<b>Weight (Approx.):</b>	790kg
<b>Voltage/Phase:</b>	400/3
<b>Rated Current (A)</b>	79
<b>Height (Approx.):</b>	1284mm
<b>Width (Approx.):</b>	985mm

Part	Materials
<b>Major Castings:</b>	Cast Iron
<b>Impeller:</b>	Cast Iron
<b>Pump Housing:</b>	Cast Iron
<b>Volute:</b>	Cast Iron
<b>Shaft:</b>	Stainless Steel



### APPLICATIONS

Wastewater Pumping | Cooling Water | Process Water | Sludge Handling  
Industrial Effluent | Storm Water | Raw Water | Pumping Stations

sales@pumpsupplies.co.uk

01452 726999

www.pumpsupplies.co.uk

Founded in 1982, Pump Supplies is a leading supplier of Electric submersible pumps into the UK and Irish market. Operating out of 5 strategically located depots our business specialises in all aspects of submersible pumps, from hire & sales to servicing and pump station installations.



**HEAD OFFICE:**

Llewellyn's Quay  
The Docks  
Port Talbot  
SA13 1RF

Tel: 01639 895815

**CENTRAL DISTRIBUTION WAREHOUSE:**

Unit 1, The Old Airfield  
Moreton Valence  
Gloucester  
GL2 7NG

Tel: 01452 726999